

# TD5G20065H

## Silicon Carbide Schottky Diode

$V_{RRM}$	=	650 V
$I_F (T_c=145\text{ }^\circ\text{C})$	=	20 A
$Q_C$	=	75 nC

### Features

- 650 V Schottky Rectifier
- Zero Reverse Recovery Current
- High-Frequency Operation
- Temperature-Independent Switching
- Extremely Fast Switching


### Benefits

- Replace Bipolar with Unipolar Rectifiers
- Essentially No Switching Losses
- High Efficiency
- Reduction of Heat Sink Requirements
- Parallel Devices Without Thermal Runaway

### Applications

- Switching Mode Power Supply
- Boost Diodes in PFC
- DC/DC Converters
- AC/DC Converters
- Free Wheeling Diodes in Inverter

### Package



Part Number	Package	Marking
TD5G20065H	TO-247-2	TD5G20065H

### Maximum Ratings ( $T_c = 25\text{ }^\circ\text{C}$ unless otherwise specified )

Symbol	Parameter	Value	Unit	Test Conditions	Note
$V_{RRM}$	Repetitive Peak Reverse Voltage	650	V		
$V_{RSM}$	Surge Peak Reverse Voltage	650	V		
$V_R$	DC Peak Reverse Voltage	650	V		
$I_F$	Continuous Forward Current	55 24 20	A	$T_c=25\text{ }^\circ\text{C}$ $T_c=135\text{ }^\circ\text{C}$ $T_c=145\text{ }^\circ\text{C}$	Fig. 3
$I_{FSM}$	Non-Repetitive Forward Surge Current	160	A	$T_c=25\text{ }^\circ\text{C}$ , $t_p=10\text{ ms}$ , Half Sine Pulse	
$P_{tot}$	Power Dissipation	166 72	W	$T_c=25\text{ }^\circ\text{C}$ $T_c=110\text{ }^\circ\text{C}$	Fig. 4
$T_J$	Operating Junction Range	-55 to +175	$^\circ\text{C}$		
$T_{stg}$	Storage Temperature Range	-55 to +175	$^\circ\text{C}$		

## Electrical Characteristics

Symbol	Parameter	Typ.	Max.	Unit	Test Conditions	Note
$V_F$	Forward Voltage	1.4 1.65	1.7 2.4	V	$I_F = 20\text{ A}$ , $T_J = 25\text{ }^\circ\text{C}$ $I_F = 20\text{ A}$ , $T_J = 175\text{ }^\circ\text{C}$	Fig. 1
$I_R$	Reverse Current	5 25	100 300	$\mu\text{A}$	$V_R = 650\text{ V}$ , $T_J = 25\text{ }^\circ\text{C}$ $V_R = 650\text{ V}$ , $T_J = 175\text{ }^\circ\text{C}$	Fig. 2
$Q_C$	Total Capacitive Charge	75		nC	$V_R = 400\text{ V}$ , $I_F = 20\text{ A}$ , $T_J = 25\text{ }^\circ\text{C}$	Fig. 6
$C$	Total Capacitance	1559 143 111		pF	$V_R = 0\text{ V}$ , $T_J = 25\text{ }^\circ\text{C}$ , $f = 1\text{ MHz}$ $V_R = 200\text{ V}$ , $T_J = 25\text{ }^\circ\text{C}$ , $f = 1\text{ MHz}$ $V_R = 400\text{ V}$ , $T_J = 25\text{ }^\circ\text{C}$ , $f = 1\text{ MHz}$	Fig. 5
$E_C$	Capacitance Stored Energy	9.6		$\mu\text{J}$	$V_R = 400\text{ V}$	Fig. 7

Note: This is a majority carrier diode, so there is no reverse recovery charge.

## Thermal Characteristics

Symbol	Parameter	Min.	Typ.	Max.	Unit	Note
$R_{\theta JC}$	Thermal Resistance from Junction to Case		0.9		$^\circ\text{C/W}$	Fig.8

## Typical Performance

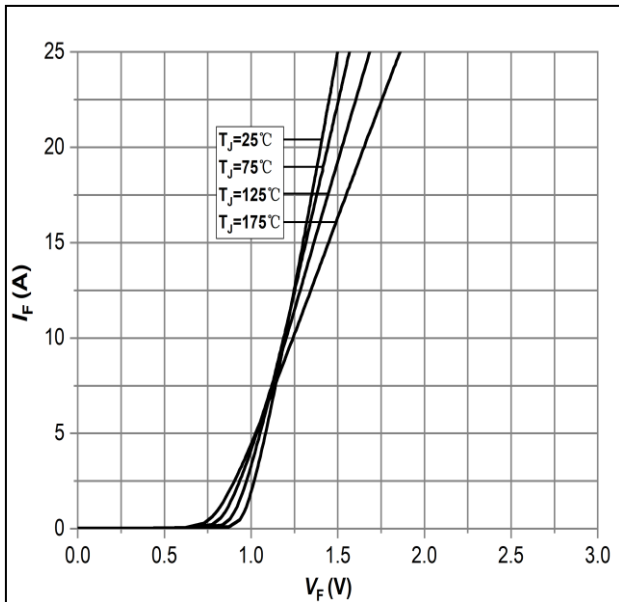


Figure 1: Forward Characteristics

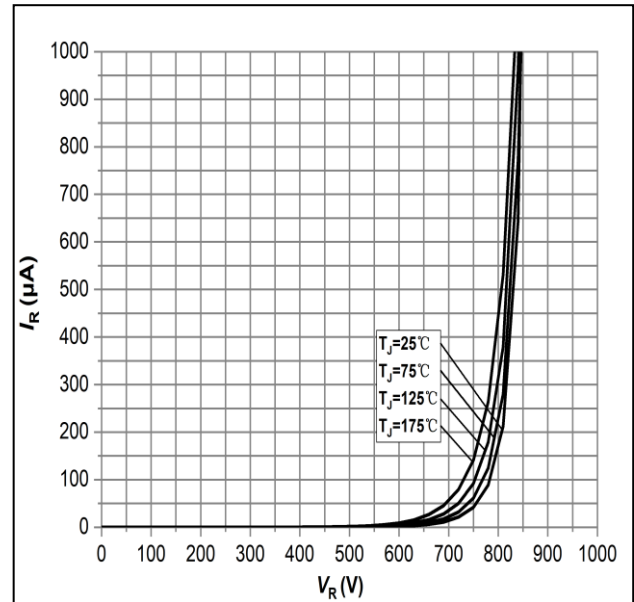


Figure 2: Reverse Characteristics

Typical Performance

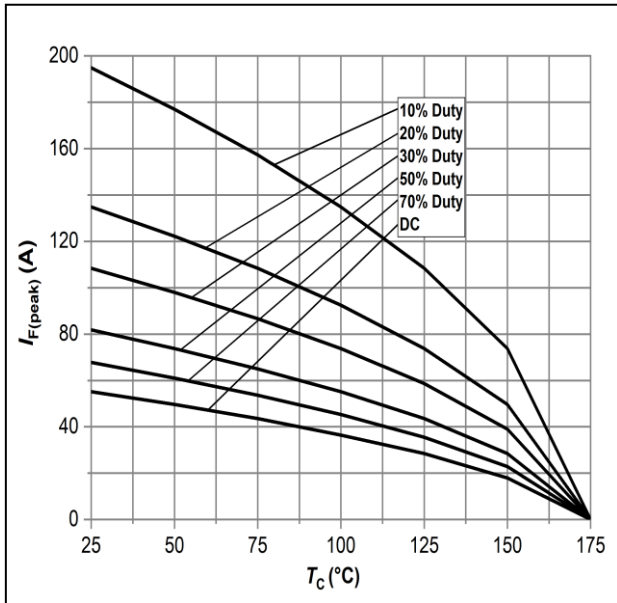


Figure 3: Current Derating

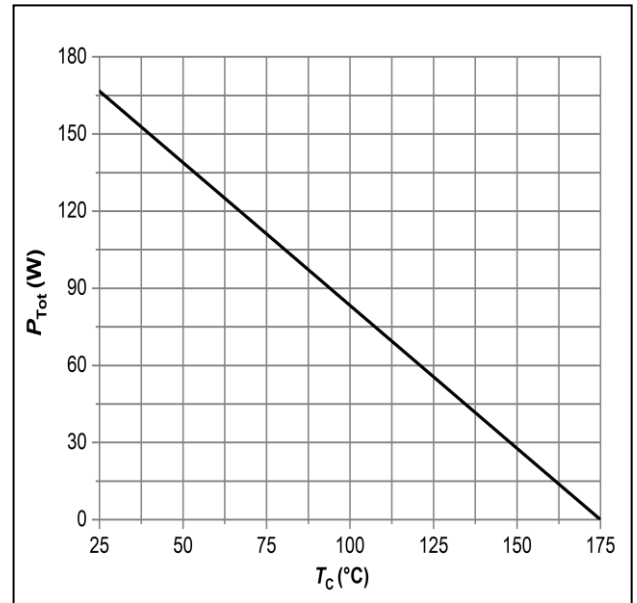


Figure 4: Power Derating

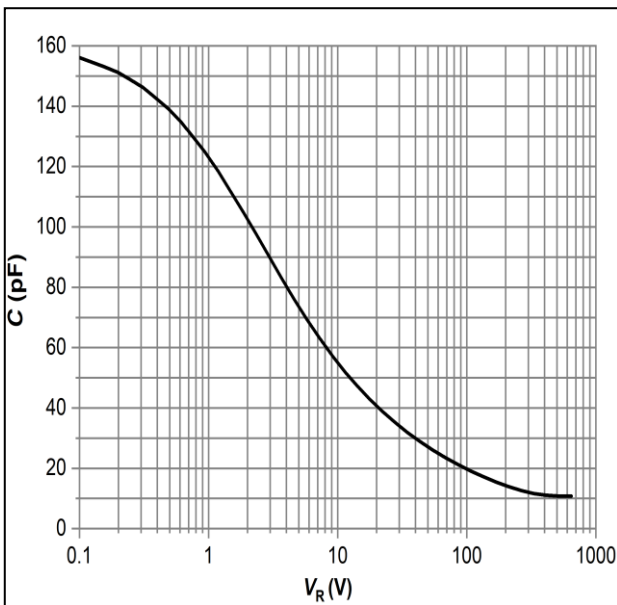


Figure 5: Capacitance vs. Reverse Voltage

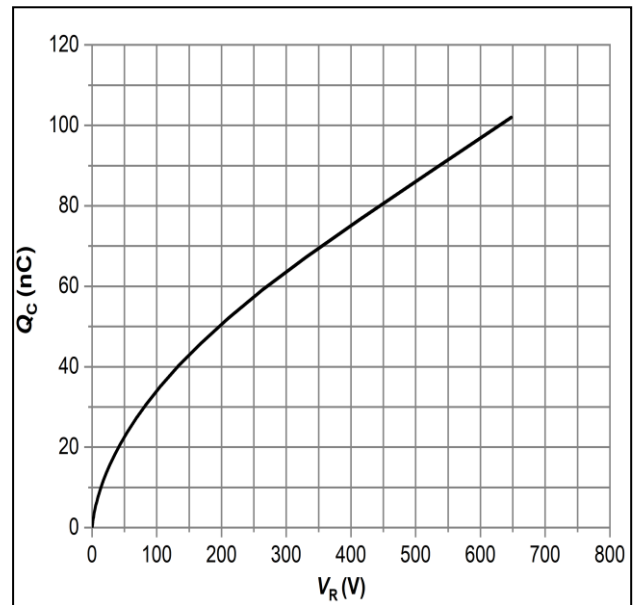


Figure 6: Total Capacitance Charge vs. Reverse Voltage

Typical Performance

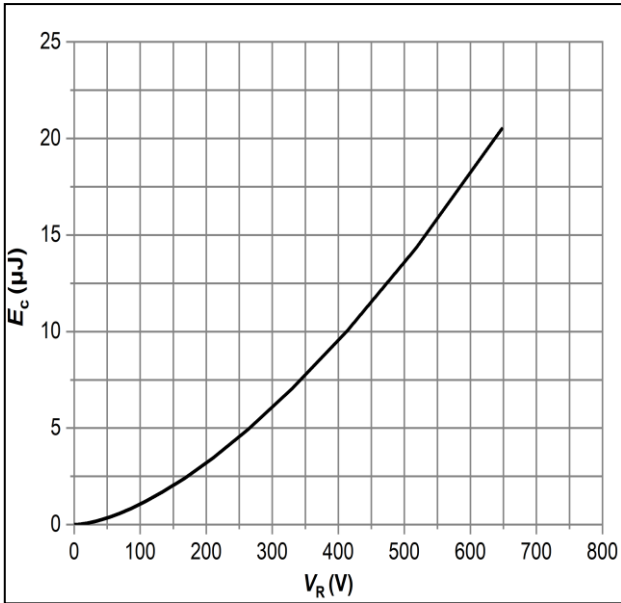


Figure 7: Typical Capacitance Stored Energy

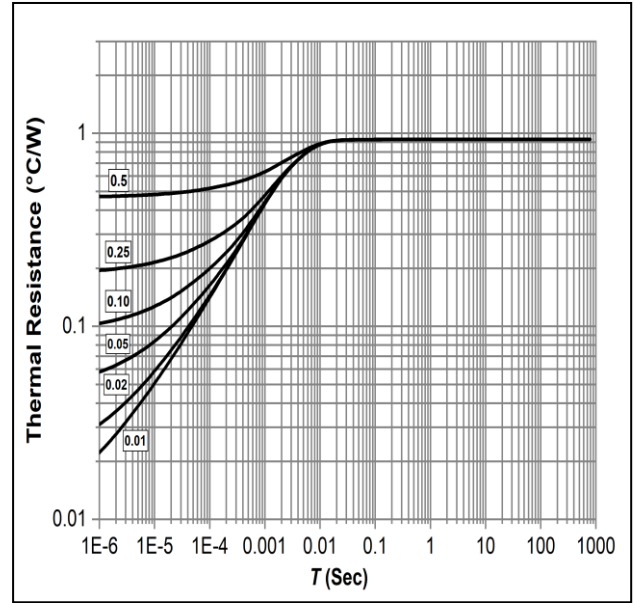
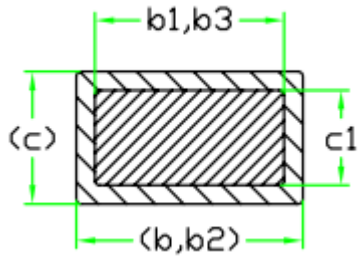
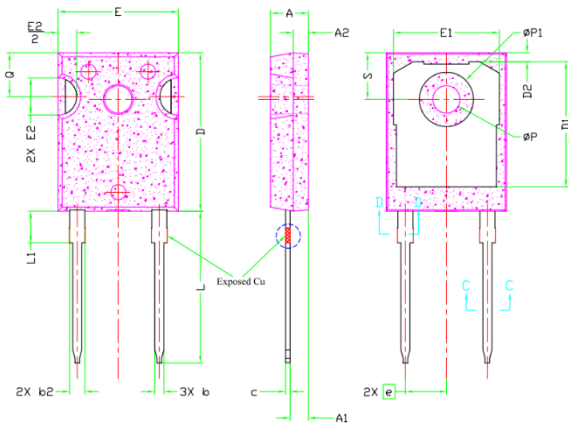


Figure 8: Transient Thermal Impedance

## Package Dimensions

Package: TO-247-2



SYMBOL	DIMENSIONS			NOTES
	MIN.	NOM.	MAX.	
A	4.83	5.02	5.21	
A1	2.29	2.41	2.55	
A2	1.50	2.00	2.49	
b	1.12	1.20	1.33	
b1	1.12	1.20	1.28	
b2	1.91	2.00	2.39	6
b3	1.91	2.00	2.34	
c	0.55	0.60	0.69	6
c1	0.55	0.60	0.65	
D	20.80	20.95	21.10	4
D1	16.25	16.55	17.65	5
D2	0.51	1.19	1.35	
E	15.75	15.94	16.13	4
E1	13.46	14.02	14.16	5
E2	4.32	4.91	5.49	3
e	5.44BSC			
L	19.81	20.07	20.32	
L1	4.10	4.19	4.40	6
∅P	3.56	3.61	3.65	7
∅P1	7.19REF.			
Q	5.39	5.79	6.20	
S	6.04	6.17	6.30	

## Revision History

---

Document Version	Description of Changes
Rev.1.0	Released

---

关于公司和产品的更多信息请登录公司官网查询：

[www.topelectronics.cn](http://www.topelectronics.cn)



安徽芯塔电子科技有限公司

TOPE Technologies Co., Ltd.

WuHu, Anhui, China 241002

Contact: [sale@topelectronics.cn](mailto:sale@topelectronics.cn)

Copyright © TOPE Technologies Co., Ltd. All rights reserved.

The information in this document is subject to change without notice.